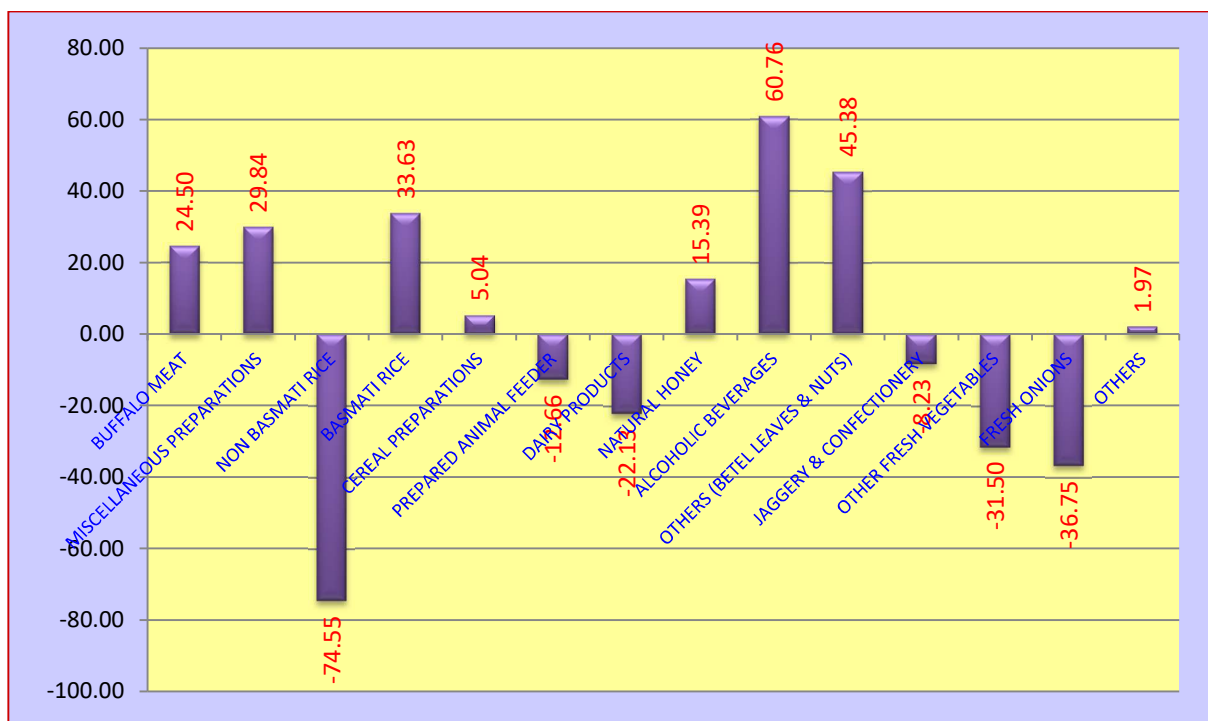


Uttar Pradesh Agri Export Strength

Important Agri Export Statistics Uttar Pradesh

Uttar Pradesh over 150 Crore export Products % growth in 2023-24 over 2022-2023



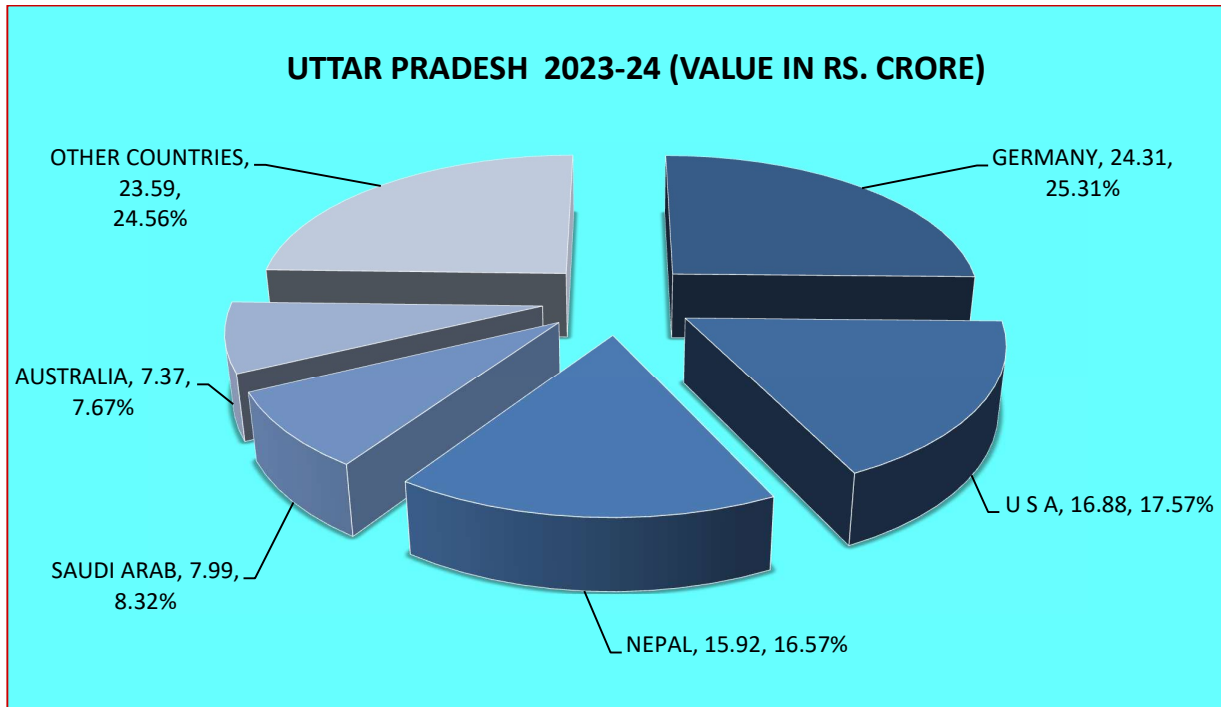
Product Name	% Growth in 2023-24 over 22-23	2022-23	2023-24
		Rs. Crore	Rs. Crore
BUFFALO MEAT	24.50	14203.16	17682.26
MISCELLANEOUS PREPARATIONS	29.84	844.49	1096.47
NON BASMATI RICE	-74.55	540.78	137.61
BASMATI RICE	33.63	466.77	623.74
CEREAL PREPARATIONS	5.04	401.18	421.41
PREPARED ANIMAL FEEDER	-12.66	259	226.2
DAIRY PRODUCTS	-22.13	255.58	199.01
NATURAL HONEY	15.39	210.86	243.32
ALCOHOLIC BEVERAGES	60.76	193.55	311.15
OTHERS (BETEL LEAVES & NUTS)	45.38	178.13	258.96
JAGGERY & CONFECTIONERY	-8.23	177.19	162.61
OTHER FRESH VEGETABLES	-31.50	175.74	120.38
FRESH ONIONS	-36.75	157.9	99.87
OTHERS	1.97	927.12	945.38
TOTAL	30.67	18991.45	22528.37

Source :DGCIS/APEEDA



Directorate of Agricultural Marketing & Agriculture Foreign Trade, Uttar Pradesh
4th Floor, Kisan Mandi Bhawan, Vibhuti Khand, Gomti Nagar, Lucknow-226010 (India)
E-mail: agmdexport@gmail.com; Website : www.upkrishivipran.in; Contact +91 522 2720326

UTTAR PRADESH PROCESSED VEGETABLES



TOP- 5 DESTINATION OF PROCESSED VEGETABLES

UTTAR PRADESH 2023-24

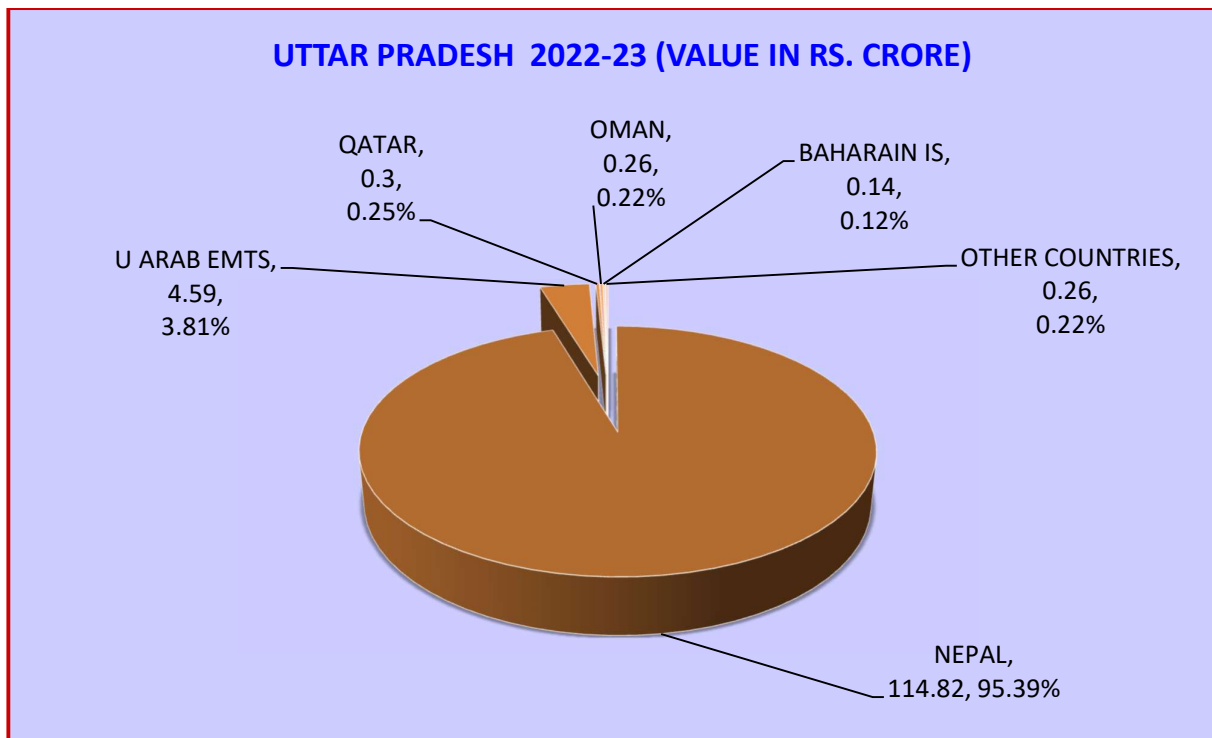
Importing Countries	Rs. Crore	% Share
GERMANY	24.31	25.31
U S A	16.88	17.57
NEPAL	15.92	16.57
SAUDI ARAB	7.99	8.32
AUSTRALIA	7.37	7.67
OTHER COUNTRIES	23.59	24.56
TOTAL	96.06	100.00

Source :DGCIS / APEEDA



Directorate of Agricultural Marketing & Agriculture Foreign Trade, Uttar Pradesh
 4th Floor, Kisan Mandi Bhawan, Vibhuti Khand, Gomti Nagar, Lucknow-226010 (India)
 E-mail: agmdexport@gmail.com; Website : www.upkrishivipran.in; Contact +91 522 2720326

UTTAR PRADESH OTHER FRESH VEGETABLES

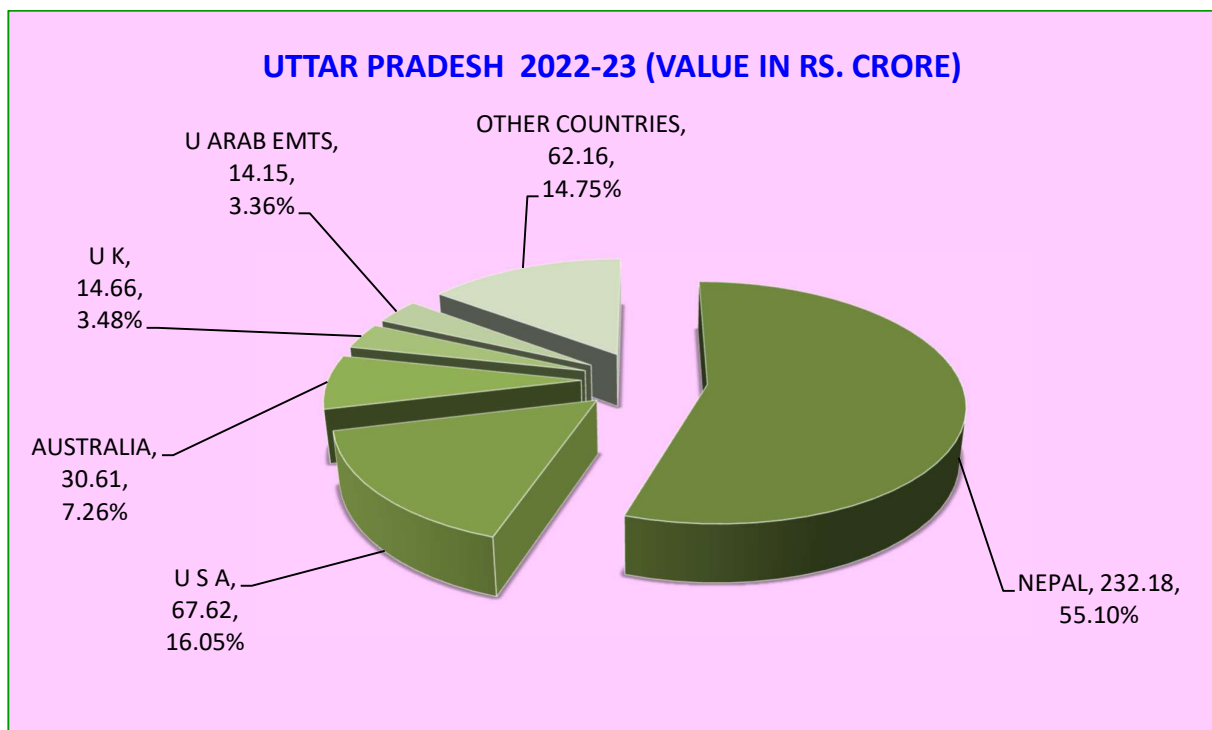


UTTAR PRADESH 2023-24		
Importing Countries	Rs. Crore	% Share
NEPAL	114.82	95.39
U ARAB EMITS	4.59	3.81
QATAR	0.3	0.25
OMAN	0.26	0.22
BAHARAIN IS	0.14	0.12
OTHER COUNTRIES	0.26	0.22
TOTAL	120.37	100.00

Source :DGCIS / APEEDA



UTTAR PRADESH CEREAL PREPARATIONS



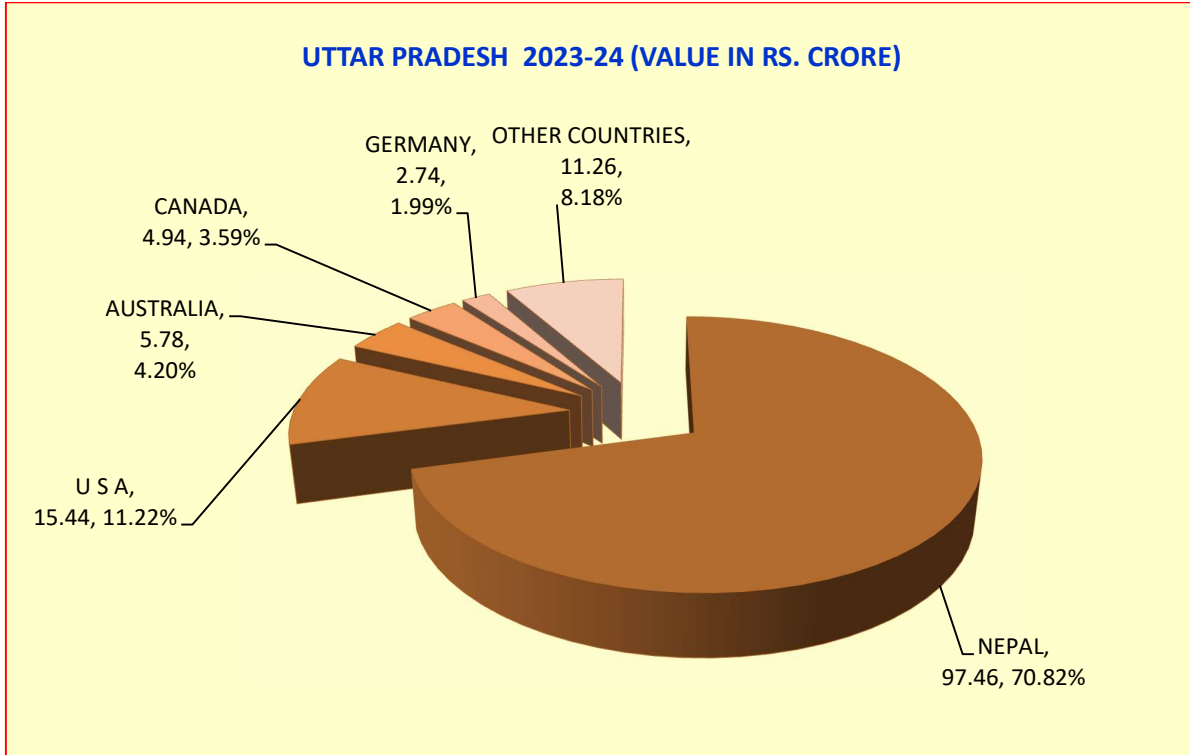
UTTAR PRADESH 2023-24

Country	Rs. Crore	%Share
NEPAL	232.18	55.10
U S A	67.62	16.05
AUSTRALIA	30.61	7.26
U K	14.66	3.48
U ARAB EMITS	14.15	3.36
OTHER COUNTRIES	62.16	14.75
TOTAL	421.38	100.00

Source :DGCIS / APEEDA



UTTAR PRADESH NON BASMATI RICE



UTTAR PRADESH 2023-24

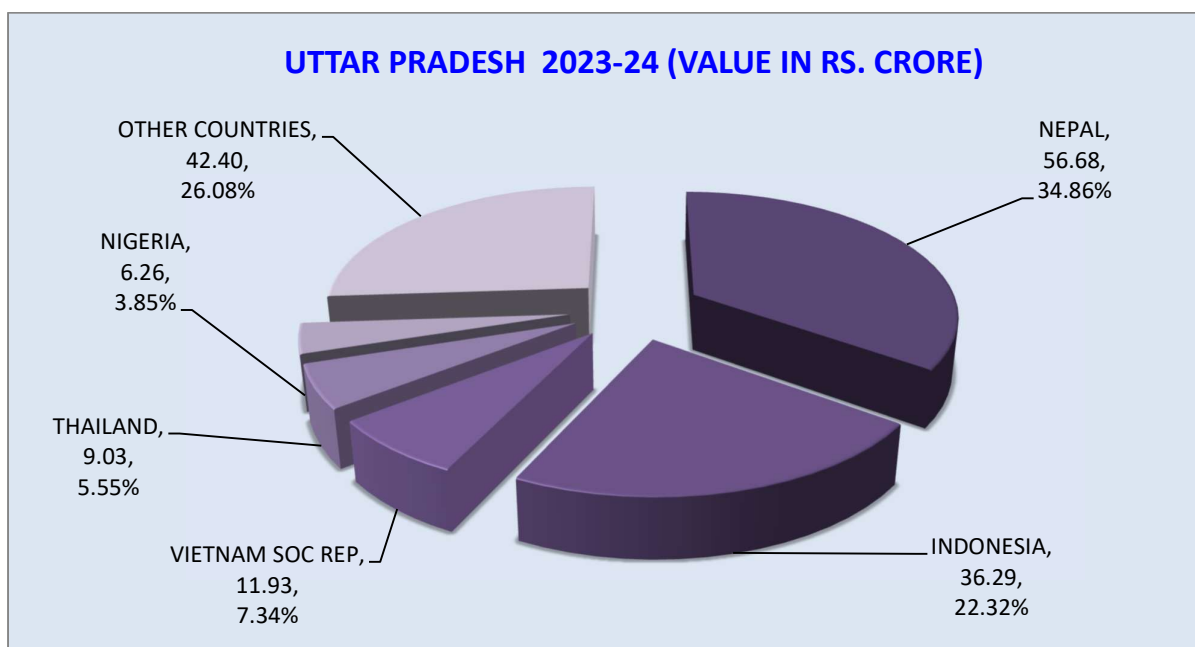
Importing Countries	Rs. Crore	% Share
NEPAL	97.46	70.82
U S A	15.44	11.22
AUSTRALIA	5.78	4.20
CANADA	4.94	3.59
GERMANY	2.74	1.99
OTHER COUNTRIES	11.26	8.18
TOTAL	137.62	100.00

Source :DGCIS / APEEDA



Directorate of Agricultural Marketing & Agriculture Foreign Trade, Uttar Pradesh
 4th Floor, Kisan Mandi Bhawan, Vibhuti Khand, Gomti Nagar, Lucknow-226010 (India)
 E-mail: agmdexport@gmail.com; Website : www.upkrishivipran.in; Contact +91 522 2720326

UTTAR PRADESH JAGGERY & CONFECTIONERY



UTTAR PRADESH 2023-24

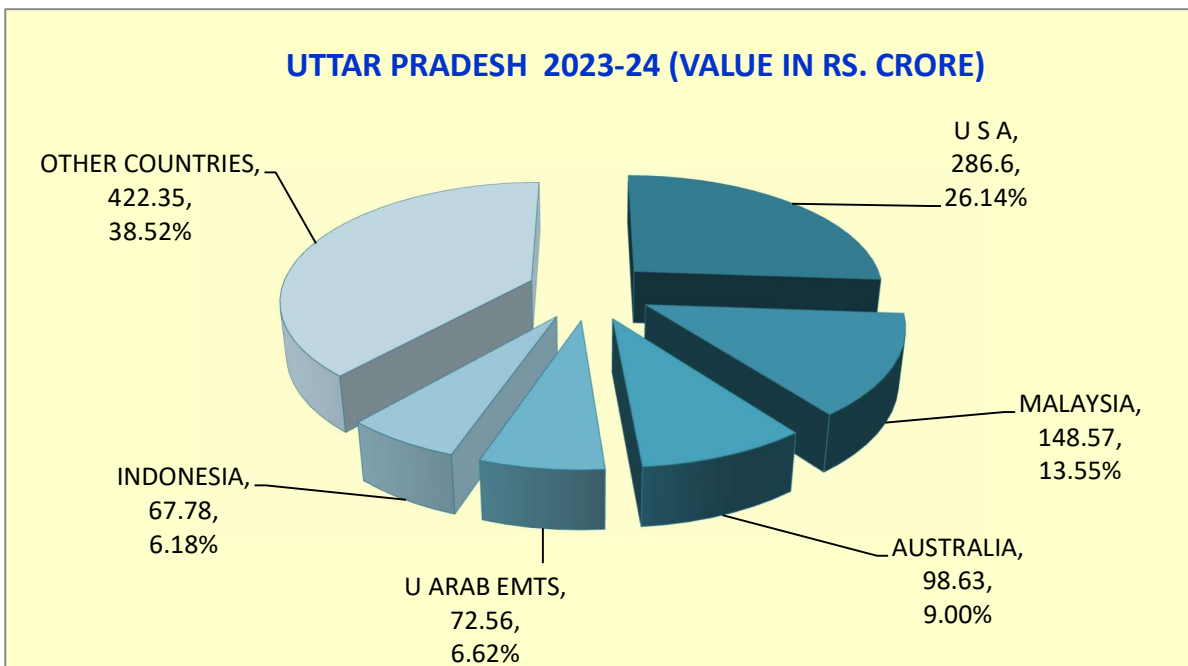
Importing Countries	Rs. Crore	% Share
NEPAL	56.68	34.86
INDONESIA	36.29	22.32
VIETNAM SOC REP	11.93	7.34
THAILAND	9.03	5.55
NIGERIA	6.26	3.85
OTHER COUNTRIES	42.40	26.08
TOTAL	162.59	100.00

Source :DGCIS / APEEDA



UTTAR PRADESH MISCELLANEOUS PREPARATIONS

(Other Food Preparation Not Elsewhere Specified, Flakes, Granules & Pellets of Potatoes, Pan Masala, Other Soft Drink Concentrates, Pan Masala, Mixed condiments, Tomato Ketchup & Sauces, Maize & Potato starch, Dried Soups etc.)



UTTAR PRADESH 2023-24

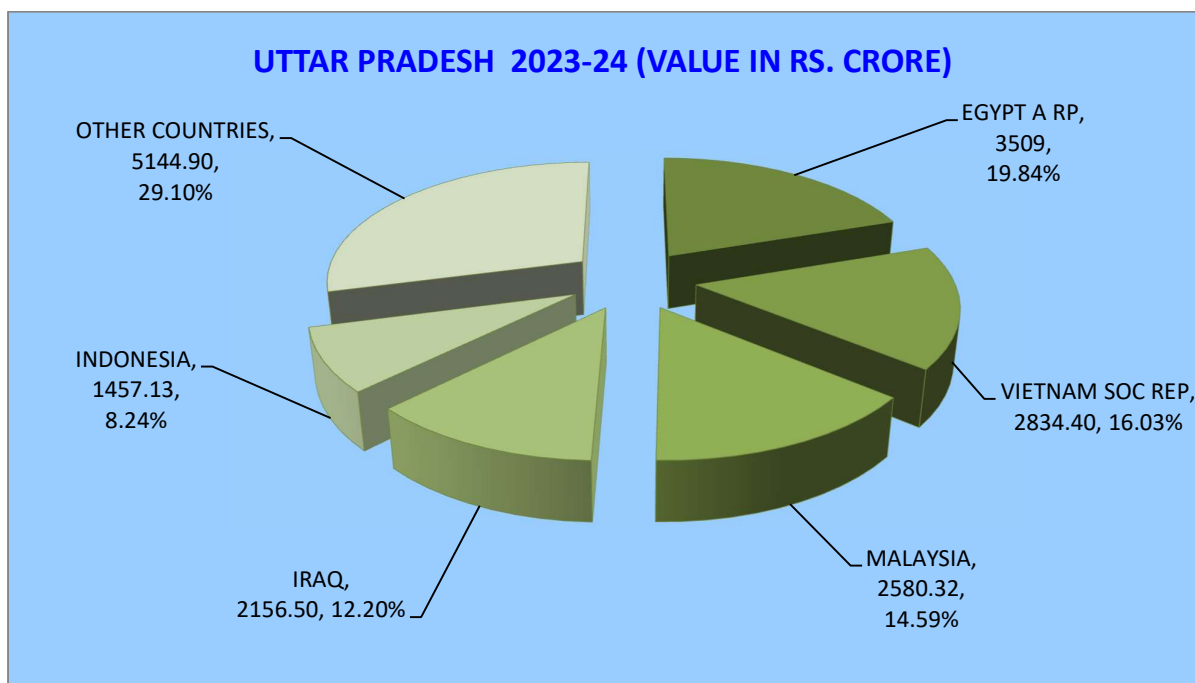
Importing Countries	Rs. Crore	% Share
U S A	286.6	26.14
MALAYSIA	148.57	13.55
AUSTRALIA	98.63	9.00
U ARAB EMTS	72.56	6.62
INDONESIA	67.78	6.18
OTHER COUNTRIES	422.35	38.52
TOTAL	1096.49	100.00

Source :DGCIS / APEEDA



Directorate of Agricultural Marketing & Agriculture Foreign Trade, Uttar Pradesh
 4th Floor, Kisan Mandi Bhawan, Vibhuti Khand, Gomti Nagar, Lucknow-226010 (India)
 E-mail: agmdexport@gmail.com; Website : www.upkrishivipran.in; Contact +91 522 2720326

UTTAR PRADESH BUFFALO MEAT



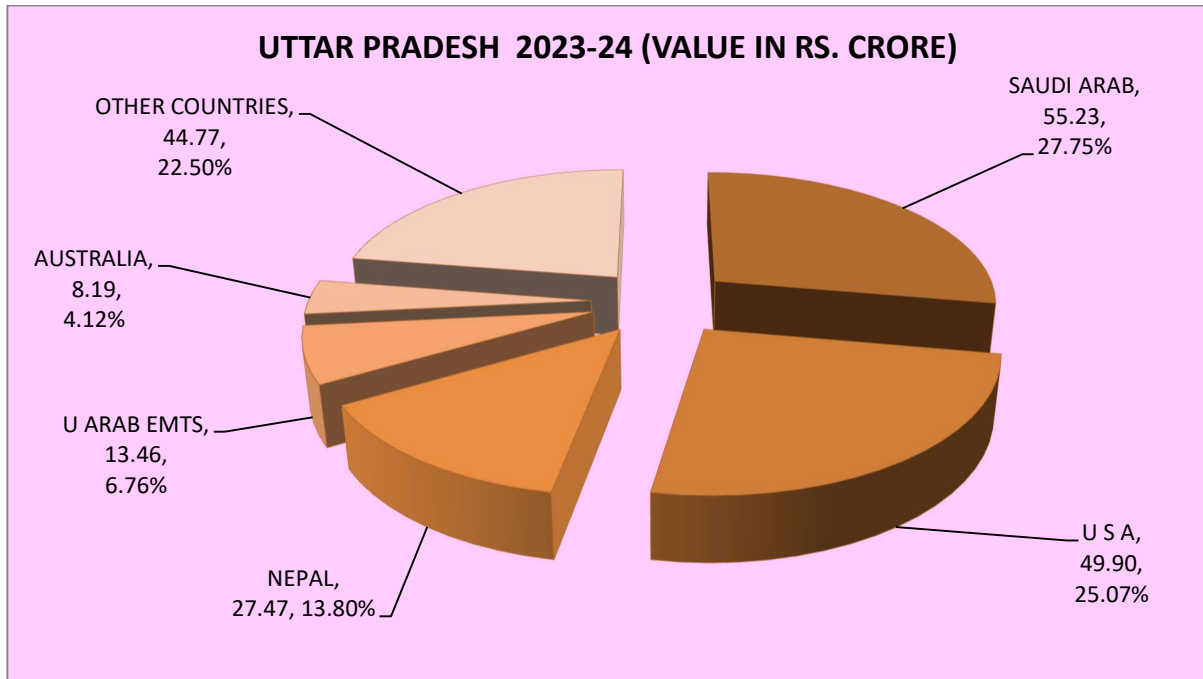
UTTAR PRADESH 2023-24

Importing Countries	Rs. Crore	% Share
EGYPT A RP	3509.00	19.84
VIETNAM SOC REP	2834.40	16.03
MALAYSIA	2580.32	14.59
IRAQ	2156.50	12.20
INDONESIA	1457.13	8.24
OTHER COUNTRIES	5144.90	29.10
TOTAL	17682.25	100.00

Source :DGCIS / APEEDA



UTTAR PRADESH DAIRY PRODUCT

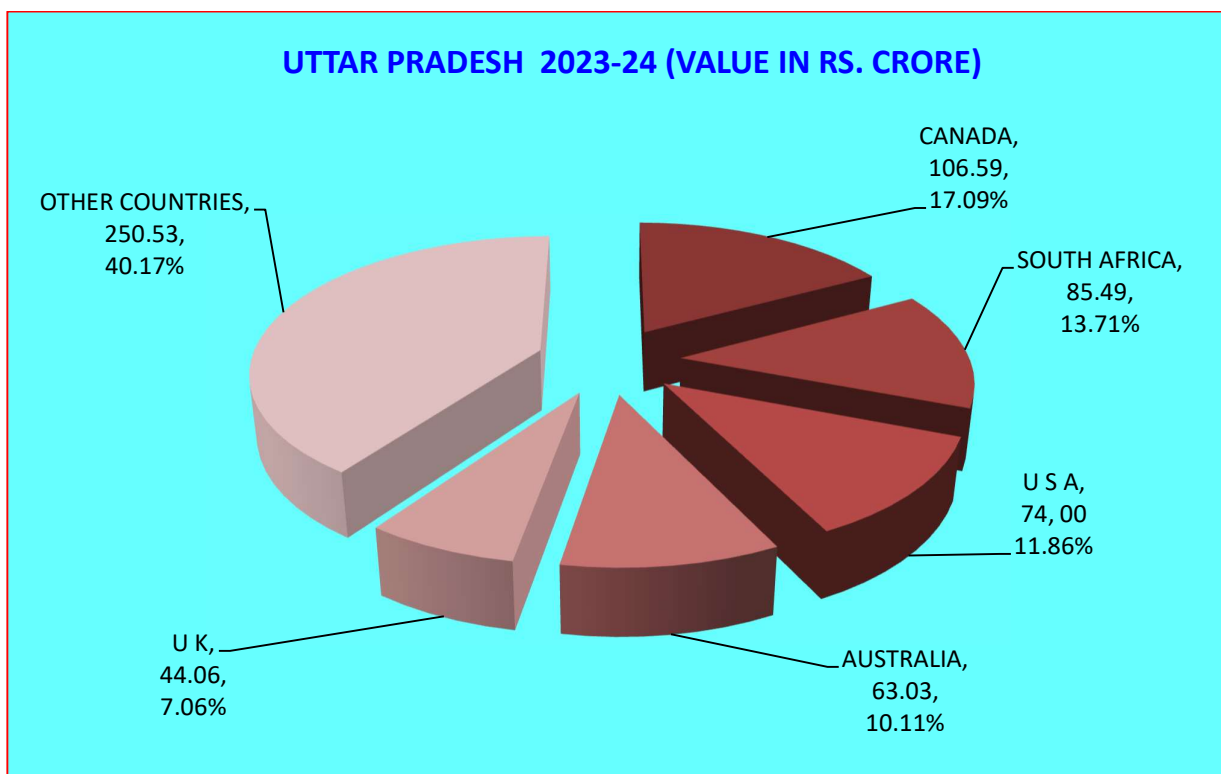


UTTAR PRADESH 2023-24		
Importing Countries	Rs. Crore	% Share
SAUDI ARAB	55.23	27.75
U S A	49.90	25.07
NEPAL	27.47	13.80
U ARAB EMTS	13.46	6.76
AUSTRALIA	8.19	4.12
OTHER COUNTRIES	44.77	22.50
TOTAL	199.02	100.00

Source :DGCIS / APEEDA



UTTAR PRADESH BASMATI RICE



UTTAR PRADESH 2023-24

Importing Countries	Rs. Crore	% Share
CANADA	106.59	17.09
SOUTH AFRICA	85.49	13.71
U S A	74.00	11.86
AUSTRALIA	63.03	10.11
U K	44.06	7.06
OTHER COUNTRIES	250.53	40.17
TOTAL	623.7	100.00

Source :DGCIS / APEEDA



Directorate of Agricultural Marketing & Agriculture Foreign Trade, Uttar Pradesh
 4th Floor, Kisan Mandi Bhawan, Vibhuti Khand, Gomti Nagar, Lucknow-226010 (India)
 E-mail: agmdexport@gmail.com; Website : www.upkrishivipran.in; Contact +91 522 2720326

Uttar Pradesh Agri Exports Destination Country Profile

Qty In Matric Tonnes ; Value in Rs. Crore & US\$ Mill				
S.No.	Destination Country	Exports 2023-24		
		Qty in MT	Rs. Crore	US\$ Mill
1	EGYPT A RP	150450.3	3518.14	424.69
2	VIETNAM SOC REP	135662.76	3169.44	382.3
3	MALAYSIA	148700.65	2754.69	332.1
4	IRAQ	100016.54	2160.86	260.77
5	U ARAB EMTS	77043.28	1902.59	229.08
6	INDONESIA	83658.76	1571.03	189.82
7	SAUDI ARAB	50998.53	1357.5	163.59
8	NEPAL	441150.87	1340.85	161.83
9	U S A	41359.5	790.57	95.41
10	JORDAN	20133.88	542.28	65.43
11	OMAN	14133.54	370.02	44.6
12	QATAR	10553.72	224.32	27.04
13	AUSTRALIA	13213.71	218.72	26.41
14	LEBANON	9617.17	214.9	25.9
15	ALGERIA	7126	201.98	24.33
16	CANADA	13625.26	163.35	19.71
17	UZBEKISTAN	5894.19	153.61	18.52
18	SENEGAL	6554.67	147.8	17.82
19	BAHARAIN IS	4651.4	137.43	16.56
20	HONG KONG	7704.83	133.15	16.13
21	U K	7502.07	116.21	14
22	KUWAIT	4140.36	97.58	11.75
23	SOUTH AFRICA	9252.74	93.17	11.23
24	THAILAND	9946.69	79.53	9.61
25	GEORGIA	2996	78.91	9.5
26	NETHERLAND	3229	71.68	8.64
27	GERMANY	2566.35	62.74	7.58
28	IRAN	2204.16	57.92	6.99
29	JAPAN	3070.96	53.93	6.52
30	SINGAPORE	2260.35	48.6	5.87
31	CONGO P REP	4609	48.49	5.85
32	NEW ZEALAND	2905.16	42.81	5.17
33	COTE D IVOIRE	4911.2	33.04	3.99
34	MALDIVES	1865.16	29.74	3.6
35	GHANA	2569.42	28.92	3.49
36	MAURITIUS	985.46	26.05	3.15
37	CAMBODIA	1252.4	26.03	3.15
38	ITALY	1737.74	25.03	3.02
39	RUSSIA	489.36	19.45	2.34
40	NIGERIA	2354.16	19.26	2.33
41	GABON	1597.02	18.02	2.17
42	TAIWAN	1321.74	17.9	2.16
43	BRUNEI	616	16.79	2.03



44	SWEDEN	1337.53	16.81	2.03
45	MEXICO	774.25	16.7	2.01
46	LIBERIA	2063.12	16.43	1.98
47	ANGOLA	2355.95	16.24	1.96
48	PERU	579.6	13.73	1.65
49	BRAZIL	596.5	13.15	1.58
50	FRANCE	459.15	11.91	1.44
51	PHILIPPINES	680.1	11.39	1.38
52	IRELAND	630.06	10.97	1.32
53	SWITZERLAND	802.36	9.96	1.21
54	CHILE	507.45	9.44	1.14
55	CYPRUS	316.34	9.11	1.1
56	MOROCCO	334.95	8.83	1.06
57	CONGO D. REP.	1371.47	8.54	1.03
58	NORWAY	504.97	8.26	1
59	ISRAEL	598.92	7.98	0.96
60	KOREA RP	585.88	7.91	0.95
61	ARGENTINA	376.85	7.61	0.92
62	KENYA	970.98	6.86	0.83
63	REUNION	615.5	6.83	0.82
64	TURKEY	338.7	6.57	0.8
65	TURKMENISTAN	285	6.65	0.79
66	SRI LANKA DSR	739.07	5.71	0.69
67	PORTUGAL	285.82	5.68	0.69
68	LIBYA	429.38	5.53	0.67
69	YEMEN REPUBLIC	428.65	5.46	0.66
70	COLOMBIA	277.2	5.23	0.63
71	DENMARK	269.76	4.8	0.58
72	LATVIA	137.92	4.38	0.53
73	URUGUAY	291.55	4.18	0.5
74	PANAMA REPUBLIC	185.02	3.97	0.48
75	SIERRA LEONE	515.5	3.71	0.45
76	TOGO	869.1	3.66	0.44
77	GAMBIA	338.02	3.51	0.42
78	ARMENIA	167.8	3.35	0.4
79	TANZANIA REP	256.61	3.18	0.38
80	CAMEROON	331.43	3.16	0.38
81	BANGLADESH PR	239.14	3.06	0.37
82	POLAND	246.9	2.96	0.36
83	COMOROS	138.49	2.88	0.35
84	FIJI IS	278.78	2.8	0.34
85	TUNISIA	134.37	2.68	0.32
86	SEYCHELLES	181.41	2.37	0.29
87	GUATEMALA	96.6	2.34	0.28
88	COSTA RICA	96.6	2.29	0.28
89	AUSTRIA	184.94	2.26	0.27
90	SPAIN	137.38	1.95	0.23



91	MYANMAR	56.19	1.94	0.23
92	CHINA P RP	178.38	1.9	0.23
93	GREECE	115.84	1.72	0.21
94	ESTONIA	105.82	1.43	0.17
95	BELGIUM	103.51	1.4	0.17
96	GUINEA	166.17	1.25	0.15
97	DOMINIC REP	108.69	1.19	0.14
98	HAITI	74.75	1.05	0.13
99	AZERBAIJAN	71.17	1	0.12
100	ECUADOR	34.65	0.77	0.09
101	BURKINA FASO	98.51	0.65	0.08
102	PAKISTAN IR	25	0.65	0.08
103	CZECH REPUBLIC	33.26	0.59	0.07
104	KAZAKHSTAN	22.13	0.59	0.07
105	UGANDA	144	0.53	0.06
106	DJIBOUTI	41	0.48	0.06
107	MACAO	34.81	0.43	0.05
108	SLOVENIA	21.01	0.26	0.03
109	LIECHTENSTEIN	22.1	0.24	0.03
110	BOTSWANA	8.27	0.21	0.02
111	BENIN	22.8	0.2	0.02
112	CAYMAN IS	18.67	0.2	0.02
113	UKRAINE	2.61	0.2	0.02
114	MOZAMBIQUE	28	0.19	0.02
115	EQUATL GUINEA	28	0.17	0.02
116	HUNGARY	13.74	0.17	0.02
117	CUBA	18.32	0.16	0.02
118	NIGER	8.13	0.16	0.02
119	ETHIOPIA	28	0.14	0.02
120	SOMALIA	17.04	0.14	0.02
121	AFGHANISTAN TIS	2.53	0.14	0.02
122	GUYANA	29	0.08	0.01
123	MAYOTTE	7.69	0.06	0.01
124	SURINAME	2.37	0.06	0.01
125	ALBANIA	3.88	0.04	0
Total		1,442,671.17	22,528.40	2,717.57

Source: <https://agriexchange.apeda.gov.in/>



Directorate of Agricultural Marketing & Agriculture Foreign Trade, Uttar Pradesh
 4th Floor, Kisan Mandi Bhawan, Vibhuti Khand, Gomti Nagar, Lucknow-226010 (India)
 E-mail: agmdexport@gmail.com; Website : www.upkrishivipran.in; Contact +91 522 2720326

Uttar Pradesh Agri Exports Product Portfolio

Qty In Metric Tonnes ; Value in Rs. Crore & US\$ Mill					
S.No.	Hscode	Product	Exports 2023-24		
			Qty in MT	Rs. Crore	US\$ Mill
1	2023000	Boneless Meat Of Bovine Animals, Frozen	647324.73	15970.14	1926.16
2	2062900	Others Edibal Offals Of Bovine Animals, Frozen	65477.44	1073.73	129.6
3	21069099	Other Food Preparation Not Elsewhere Specified	24733.23	651.65	78.66
4	10063020	Basmati Rice	58572.87	623.74	75.2
5	2013000	Boneless Meat Of Bovine Animals, Fresh And Chilled	17618.1	584.89	70.54
6	11081200	Maize (Corn) Starch	73552.59	256.82	30.96
7	4090000	Natural Honey	18803.94	243.32	29.38
8	8028090	Other Areca Nuts	6206.25	235.49	28.45
9	23099090	OTHER PREPARATIONS OF ANIMAL FEEDING	10981.57	201.37	24.31
10	10019910	Other Wheat	71149.77	181.86	21.87
11	5040059	Bladders And Stomachs Other Than Wild Animals	3931.4	135.52	16.35
12	19059090	Other Bread, Pastry, Rice Papad And Similar Products	6916.64	129.72	15.65
13	22084011	Rum In Containers Holding 2 Ltr Or Less	8022.9	115.98	13.98
14	11052000	Flakes, Granules & Pellets Of Potatoes	6154.42	102.77	12.42
15	7031019	Other Onions Fresh of Chilled	58877.4	99.87	12.05
16	7019000	Potatoes Other Than Seed, Fresh/Chilled	102809.74	94.44	11.39
17	19011090	Other Food Prpns Fr Infnt Use Excl Malted Milk	814.57	94.33	11.38
18	10061090	Other Rice In The Husk (Paddy/Rough),	36321.32	83.89	10.19
19	10059090	Other Corns	35227.7	78.47	9.48
20	22083013	Blended Whiskey In Containers Holding 2 Ltr Or Less	2164.74	75.56	9.1
21	17029090	Other, Including Invert Sugar And Other Sugar And Sugar Syrup Blends Containing In The Dry State 50% By Weight Of Fructose	10895.43	65.74	7.95
22	4069000	Other Cheese	1175.29	54.44	6.57
23	8039010	Bananas, Fresh	36437.39	50.46	6.09
24	18063200	Other Chocolate And Food Preparation Not Filled	672	47.34	5.71
25	2062200	Livers Of Bovine Animals, Frozen	5770.54	46.08	5.57
26	4051000	Butter	1154.93	44.47	5.35
27	19053100	Sweet Biscuits	2205.46	43.4	5.24
28	22083019	Others Whiskies In Containers Holding 2 Ltr Or Less	401.93	41.6	5.02
29	4059020	Melted Butter (Ghee)	613.22	38.51	4.64
30	7136000	Pigeon peas (Cajanus cajan)	1637.31	31.93	3.85
31	17049090	Other Sugar Confectionery, Not Containing Cocoa	1488.09	29.62	3.57
32	22071090	À Othr Spirit Of Udenatrd Ethyl Alchl	4019	28.96	3.5
33	19053211	Waffles And Wafers,À Coated With Chocolate Or Contng Chocolate	584.94	28.81	3.47
34	19041090	Other Prepared Foods Obtained By The Swelling Or Roasting Of Cereals Or Cereal Products	680.51	27.22	3.28
35	10063090	Other Rice Semi Milled Or Wholly Milled Rice, Whether Or Not Polished Or Glazed	3860.29	26.64	3.22
36	20059900	Other Veg & Mixtre Of Vegetbles	1047.06	25.76	3.11
37	4022990	Other Milk Cream In Powder, Granules And Other Sold Forms, Of A Fat Content, By Weight Exceeding 1.5%	699.93	25.11	3.03
38	8028010	Areca Nuts Whole	539.12	23	2.76
39	10063010	Rice Parboiled	5993.73	22.38	2.71



Directorate of Agricultural Marketing & Agriculture Foreign Trade, Uttar Pradesh
 4th Floor, Kisan Mandi Bhawan, Vibhuti Khand, Gomti Nagar, Lucknow-226010 (India)
 E-mail: agmdexport@gmail.com; Website : www.upkrishivipran.in; Contact +91 522 2720326

40	8061000	Grapes, Fresh	7117.44	20.81	2.52
41	35011000	Casein Derivatives Casein Glues	251.1	20.42	2.48
42	11081400	Manioc (Cassava) Starch	2037.25	17.87	2.16
43	7129090	Other Dehydrated Vegetables, Dried	251.41	17.8	2.15
44	2042100	Carcasses And Half-Carcasses Of Sheep, Fresh Or Chilled	302.26	17.4	2.1
45	17023010	Glucose And Glucose Syrup, Not Containing Fructose Or Containing In The Dry State Less Than 20% By Weight Of Fructose, Liquid	3892.3	17.04	2.06
46	7133110	BEANS OF THE SPP VIGNA MUNGO (L.) HEPPEP	1095.14	17.1	2.06
47	22082011	Brandy In Containers Holding 2 Liters Or Less	418.24	16.48	1.99
48	19059020	Biscuits Not Elsewhere Specified Or Included	595.59	16.25	1.96
49	8055000	Lemons (Citrus Limon/Limonum) & Limes (Citrus Aurantifolia/Latifolia) Fresh / Dried	5466.87	15.99	1.93
50	2044100	Carcasses And Half-Carcasses Of Sheep, Frozen	278.98	15.7	1.89
51	7102100	Peas (Pisum Sativum), Shelled/Unshelled, Frozen	2032.9	14.55	1.76
52	19019090	All Other Preparation Of Flour Meal Starch / Malt Extract	635.9	14.44	1.74
53	8071100	Watermelons, Fresh	11741.48	12.98	1.57
54	4063000	Processed Cheese, Not Grated/Powdered	276.17	12.98	1.56
55	18063100	Other Chocolate And Food Preparation Filled	228.71	12.76	1.54
56	7020000	Tomatoes, Fresh/Chilled	6962.31	12.75	1.54
57	23099010	COMPOUNDED ANIMAL FEED	1682.73	12.52	1.51
58	17023020	Glucose And Glucose Syrup, Not Containing Fructose Or Containing In The Dry State Less Than 20% By Weight Of Fructose, Solid	2335.75	12.4	1.5
59	19012000	Mixes And Doughs For The Preparation Of Bakers' Wares Of Heading 1905	557.75	11.92	1.44
60	7133190	BEANS OF THE SPP VIGNA RADIATA (L.) WILCZEK	733.48	11.5	1.39
61	4021010	Skimmed Milk In Powder, Granules And Other Sold Forms, Of A Fat Content, By Weight Not Exceeding 1.5%	332.86	10.52	1.27
62	19054000	Rusks, Toasted Bread & Similar Toasted Products	498.38	10.45	1.26
63	4059090	Other Fats & Oils Derived From Milk	235.43	10.45	1.25
64	17049030	Toffees, Caramels And Similar Sweets	440.12	10.14	1.23
65	22085011	Gin In Containers Holding 2 Ltrs Or Less	97.5	9.91	1.2
66	7132010	Kabuli Chana	462.95	9.51	1.15
67	18069010	Chocolate And Chocolate Products	153.51	8.99	1.08
68	8051000	Oranges, Fresh/Dried	3218.3	8.89	1.07
69	19041010	Corn Flakes	278.09	8.52	1.03
70	22083012	Scotch In Containers Holding 2 Ltr Or Less	63.36	8.34	1.01
71	23099020	CONCENTRATED FOR COMPOUND ANIMAL FEED	691.64	8.23	0.99
72	11041200	Rolled/Flaked Grains Of Oats	697.71	8.18	0.98
73	23069090	OTHER OIL CAKE/SOLID RESIDUS	4544.78	7.77	0.94
74	8109010	Pomegranates Fresh	1825.37	7.73	0.93
75	35019000	Caseinate Other Casein Derivatives & Casein Glues	84.48	7.66	0.93
76	7134000	Lentils, Dried, Shelled, Whether Or Not Skinned/Split	832.66	7.27	0.88
77	22087011	Liquers In Containers Holding 2 Ltr Or Less	143.12	7.07	0.85
78	20081100	Ground-Nuts, Prepared/Preserved, Whether Or Not Containing Added Sugar Other Sweetening Matter Or Spirit, Not Elsewhere Specified Or Included	224.3	6.89	0.83
79	8045010	Guavas Fresh/Dried	2630.8	6.84	0.83
80	11061090	Flour, Meal & Powder Of The Dried Leguminous Vegetables Of Heading 0713	871.78	6.7	0.81



81	21061000	Protein Concentrates & Textured Protein Substances	187.85	6.2	0.75
82	19059040	Papad	264.01	6.13	0.74
83	8081000	Apples, Fresh	1431.57	6.04	0.73
84	2062100	Tongues Of Bovine Animals, Frozen	320.48	5.97	0.72
85	20089700	Mixtures Of Citrus Fruits, Cranberries, Pears, Apricot Etc	108.55	5.94	0.72
86	21032000	Tomato Ketchup & Other Tomato Sauces	175.7	5.92	0.71
87	17011310	Cane Jaggery	728.29	5.71	0.69
88	21069020	Pan Masala	28.22	5.67	0.68
89	12024210	Shelled Groundnuts Kernel H.P.S	671.47	5.62	0.68
90	11029090	Other Cereal Flour Other Than That Of Wheat, Meslin, Rye, Maize (Corn)	891.33	5.57	0.67
91	2044200	Other Cuts With Bone In Of Sheep, Frozen	152.15	5.31	0.64
92	7123100	Mushrooms Of The Genus Agaricus, Dried But Not Further Prepared	30.55	5.29	0.64
93	19023010	Dried Pasta	266.11	5.16	0.62
94	21039040	Mixed, Condements And Mixed Seasoning	129.95	4.85	0.58
95	17049020	Boiled Sweets, Weather Or Not Filled	103.61	4.84	0.58
96	7131020	Green Peas	88.96	4.8	0.58
97	7129030	Dehydrated Garlic Flakes	558.63	4.67	0.56
98	22029990	Other Sweetend Flavoured Waters	136.88	4.44	0.54
99	18069090	Other Food Preparations Containing Cocoa	32.72	4.37	0.53
100	8072000	Papaws (Papayas), Fresh/Dried	3219.33	4.29	0.52
101	7129050	Marjoram Oregano, Dried	16.91	4.26	0.52
102	17023031	Dextrose, Not Containing Fructose Or Containing In The Dry State Less Than 20% By Weight Of Fructose, Solid	844.1	4.17	0.5
103	17049010	Jelly Confectionery	154.36	3.69	0.45
104	17011410	Other Cane Sugar: Cane Jaggery	1161.77	3.69	0.45
105	7129060	Potatoes, Dried	3107.71	3.64	0.44
106	11071000	Malt, Not Roasted	691.6	3.61	0.44
107	20089999	Other Fruits Squash Prpd/Prsvd	149.22	3.58	0.43
108	21039090	Othr Mixed Condiments And Mixed Seasonings	123.8	3.53	0.43
109	10062000	Husked (Brown) Rice	643.74	3.53	0.43
110	12024190	Other Groundnuts In Shell Not Rosted Or Cooked	608.12	3.44	0.41
111	19011010	Malted Milk (Including Powder)	85.81	3.38	0.41
112	7132090	Other chickpeas	433.05	3.3	0.4
113	7096010	Green Chilly Fresh/Chilled	1194.97	3.29	0.4
114	21069040	Sugar-Syrups Containing Added Flavouring Or Coloring Matter, Not Elsewhere Specified Or Included, Lactose, Syrup, Glucose Syrup And Malto Dextrine Syrup	0.85	3.25	0.4
115	20079910	Jams Jellies Mrrlds Etc. Of Mangoes	193.53	3.11	0.38
116	8062090	Others Grapes Dried	688.32	3.13	0.38
117	20052000	Potatoes, Prepared/Preserved Otherwise Than By Vinegar/Acetic Acid, Not Frozen, Other Than Products Of Heading 2006	112.21	3.11	0.38
118	20041000	Potatoes, Prepared/Preserved Otherwise Than By Vinegar/Acetic Acid, Frozen, Other Than Products Of Heading 2006	252.58	3.03	0.37
119	18069020	Sugar Confectionary Containing Cocoa	147.8	2.93	0.35
120	19021900	Â Other Uncooked Not Satisfied / Otherwise Prepared Pasta	160.15	2.82	0.34
121	21069091	Other Diabetic Food	30.2	2.8	0.34



122	22030000	Beer Made From Malt	294.29	2.76	0.33
123	22029930	Beverages Containing Milk	83.55	2.72	0.33
124	7109000	Mixture Of Vegetables Frozen	292.04	2.69	0.32
125	17041000	Chewing Gum, Whether Or Not Sugar-Coated	94.96	2.68	0.32
126	7133300	Kidny Bens Incl White Pea Bens Dried & Shld	168.82	2.47	0.3
127	8039090	Other Bananas, Excl. Plantains	1050.69	2.45	0.3
128	23021090	OTHR BY-PRDCTS FROM THE WORKING OF MAIZE BRAN	2511.55	2.36	0.29
129	10059019	Maize (Corn), Other Than Yellow	1030.93	2.36	0.29
130	22021010	Areated Waters Containing Sugar	236.26	2.18	0.26
131	20019000	Other Edible Parts Of Plants Prepared Or Preserved By Vinegar/Acetic Acid	110.26	2.18	0.26
132	7099990	Other Vegetables Fresh Or Chilled	1056.9	2.17	0.26
133	7139090	Othr Dried And Shld Luguminous Vegtbls, other than Split	161.98	2.05	0.25
134	19059010	Pastries And Cakes, Biscuits & Other Bakers' Wares N.E.S. In Ch.19, Whethe .	38.02	2	0.24
135	7108090	Other Vegetables , Frozen	173.17	1.97	0.24
136	20049000	Other Vegetables & Mixtures Of Vegetables, Prepared/Preserved Otherwise Than By Vinegar/Acid	77.94	1.95	0.23
137	20081940	Other Roasted And Fried Vegetable Products	64.67	1.86	0.22
138	21069050	Compound Preparations For Making Non-Alcoholic Beverages	43.65	1.83	0.22
139	19053290	Other Waffles And Wafers	11.12	1.82	0.22
140	19059030	Extruded Or Expanded Products, Savoury Or Salted	125.14	1.77	0.21
141	13021930	CPurified and distilled Cashew shell liquid (CNSL),Cardanol	266.9	1.69	0.2
142	16010000	Sausages & Similar Products, Of Meat/Meat Offal/Blood; Food Preparations Based On These Products	45.8	1.6	0.19
143	11081300	Potato Starch	88.74	1.58	0.19
144	22042990	Other Wines Of Fresh Grapes Excluding Grape Must holding more then 10 l	4.86	1.47	0.18
145	7133990	Other Dried Leguminous Vegetables (Excluding Guar Seeds)	87.63	1.47	0.18
146	22029920	Fruit Pulp Or Fruit Juice Based Dirnks	197.96	1.47	0.18
147	8045023	Chausa	465.05	1.44	0.17
148	17023039	Dextrose, Not Containing Fructose Or Containing In The Dry State Less Than 20% By Weight Of Fructose, Other	114.36	1.42	0.17
149	7095100	Mushrooms Of The Genus Agaricus, Fresh/Chilled	178.55	1.43	0.17
150	7104000	Sweet Corn, Frozen	260.36	1.41	0.17
151	2021000	Carcasses And Half Carcasses Of Meat Of Bovine Animals, Frozen	57	1.43	0.17
152	10061010	Rice In The Husk (Paddy/Rough) Of Seed Quality	65.09	1.17	0.14
153	10085000	Quinoa(Chenopodium Quinoa)	30.02	1.17	0.14
154	16025000	Prepared/Preserved, Meat Offals Of Bovine Animals (Excl. Homogenised Preps.)	57	1.13	0.14
155	20089911	Mango Squash	120.97	1.11	0.13
156	22089011	Tequila In Containers Holding 2 Ltr Or Less	14.04	1.09	0.13
157	19022010	Stuffed Pasta, Cooked/Otherwise Prepared	15.24	1.04	0.13
158	21069019	Other Soft Drink Concentrates	12.05	1.02	0.12
159	22021090	Other Than Lemonade	9.89	0.99	0.12
160	23021010	MAIZE BRAN	441.27	0.97	0.12



161	20071000	Homogenised Preparations (Jams, Fruits Jellies, Marmalades, Fruits Or Nut Puree And Fruit Or Nut Pastes, Obtained By Cooking, Whether Or Not Containing Added Sugar Or Other Sweetening Matter	19.84	0.97	0.12
162	12024290	Other Groundnuts	236.87	0.91	0.11
163	35022000	Milk Albumin Inclndg Concentrates Of Two Or More Whey Proteins	8.5	0.91	0.11
164	7049000	Kohrbi,Kale&Smlr Edbl Brassicas,Frsh/Chld	1041.95	0.9	0.11
165	21021090	Other Yeasts	79.02	0.9	0.11
166	6031100	Fresh Cut Flowers And Flower Buds For Bouquets Or For Ornamental Purpose : Roses	10.27	0.89	0.11
167	11042900	Other Worked Grains Of Oats For Example (Hulled / Pearled / Sliced / Kibbled) Of Other Cereals	264.92	0.86	0.1
168	21039010	Curry Paste	35.14	0.86	0.1
169	21069060	Food Flavoring Material	7.72	0.85	0.1
170	7099310	Pumpkins	601.69	0.81	0.1
171	18062000	Other Food Preparation Containing Cocoa In Blocks / Slabs Or Bars Weighing More Than 2 Kgs Or In Liquid, Paste, Powder, Granular Or Other Bulk Form In Containers Or Immediate Packings, Of Contents Exceeding 2 Kg	10.06	0.8	0.1
172	10081090	Buckwheat Other Than Seed	190.32	0.8	0.1
173	8013220	Cashew kernel, whole	12.44	0.79	0.1
174	21023000	Prepared Baking Powders	19.2	0.79	0.1
175	7089000	Other Leguminous Vegetables Shelled/Unshelled, Fresh/Chilled	350.99	0.78	0.09
176	20079990	Â Jams Jellies MrmlDs Etc Of Other Fruits	42.35	0.78	0.09
177	13023239	Guargum: Others	28.22	0.77	0.09
178	8045090	Other Mangosteen Fresh / Dried	166.8	0.74	0.09
179	23025000	BRAN SHRPS AND OTHR RESDUS OF LEGMINUS PLNTS	311.31	0.74	0.09
180	8062010	Raisins (Grapes Dried)	42.01	0.71	0.09
181	22089019	Other In Containers Holding 2 Ltr Or Less	2.68	0.72	0.09
182	7099930	Okra/Lady Finger (Bhindi)	228.72	0.7	0.08
183	8134090	Others Fruit Dried (Exclndg Tamarind And Singoda Whole)	8.14	0.71	0.09
184	17021110	Lactose And Lactose Syrup Containing 99% Or More Lactose Solid Form	29.19	0.7	0.08
185	12099190	Other Vegetable Seeds	48.17	0.67	0.08
186	12024110	Other Ground-Nuts Hps Not Of Seed Quality In Shell Not Roasted Or Cooked	128	0.65	0.08
187	19023090	Other Dried Pasta	18.82	0.64	0.08
188	7142000	Sweet Potatoes	449.17	0.64	0.08
189	10039000	Barley Other	251.14	0.63	0.08
190	21041090	Other Soups And Broths & Preparations	7	0.61	0.07
191	11031300	Groats/Meal Of Maize (Corn)	225.5	0.6	0.07
192	4012000	Milk And Cream Of A Fat Content, By Weight, Exceeding 1% But Not Exceeding 6%	67.94	0.6	0.07
193	8109090	Other Fresh Fruits	219.69	0.57	0.07
194	7139010	Othr Dried And Shld Luguminous Vegtbls,Split	35.78	0.56	0.07
195	18050000	Cocoa Powder, Not Containing Added Sugar/Other Sweetening Matter	13.51	0.56	0.07
196	21031000	Soya Sauce	112.93	0.54	0.07
197	22041000	Sparkling Wine	2.04	0.53	0.06



198	7132020	Bengal gram (desi chana)	53.81	0.52	0.06
199	20081990	Other Roasted Nuts & Seed N.E.S.	14.01	0.52	0.06
200	7122000	Onions, Dried, Whole/Cut/Sliced/Broken/In Powder But Not Further Prepared	59.59	0.51	0.06
201	19049000	À Other Prpd Foods Obtnd From Rstd Crl Flks	18.99	0.5	0.06
202	11062020	Flour, Meal & Powder Of Manioc	44	0.5	0.06
203	21033000	Mustered Flour And Meal And Prepared Mustard	1.37	0.49	0.06
204	6039000	À Othr Cut Flwrs & Flower Buds Suitable For Boquets/For Ornmntl Purpses	429.48	0.49	0.06
205	7131090	Other Peas	45.32	0.48	0.06
206	18069040	Prepartions Containing Cocoa For Making Beverages	4.61	0.47	0.06
207	22085091	Gin In Containers Holding More Than 2 Ltr	2.91	0.46	0.06
208	8045024	Dasheri	48.22	0.46	0.06
209	11063090	Other Flour, Meal & Powder	38.57	0.45	0.05
210	20029000	Tomatoes, Prepared/Preserved Otherwise Than By Vinegar/Acetic Acid, Whole/In Pieces	25.08	0.46	0.05
211	7099360	Coccinia (Kundru)	63.49	0.44	0.05
212	20060000	Vegetables, Fruit, Nuts, Fruit-Peel & Other Parts Of Plants, Preserved By Sugar (Drained, Glace Of Crystallised)	21.47	0.44	0.05
213	21041010	Dried Soups & Broths & Preparations	0.31	0.43	0.05
214	19024090	Other Couscous W/N Prepared	36.28	0.42	0.05
215	8028020	Areca Nuts Split	56	0.41	0.05
216	8043000	Pineapples Fresh Or Dried	197.37	0.41	0.05
217	4052000	Dairy Spreads	6.17	0.4	0.05
218	7096090	Other Fruits Of The Genus Capsicum Or Pimenta	272.19	0.4	0.05
219	20099000	Mixtures Of Juices	7.7	0.39	0.05
220	4029990	Other Milk And Cream Containing Added Sugar Or Other Sweetening Matter	15	0.39	0.05
221	11022000	Maize (Corn) Flour	91.3	0.39	0.05
222	21039030	Majonnaise And Salad Dressings	9.15	0.37	0.04
223	19053219	Other Communion Wafers	1.36	0.35	0.04
224	6029020	Flowering Plants (Excluding Roses And Rhododendrons)	117.83	0.35	0.04
225	21069011	Soft Drink Concentrates, Sharbat	18.68	0.34	0.04
226	20098990	Other Fruit Juice	27.73	0.34	0.04
227	20089919	Other Fruits Squash	5.95	0.33	0.04
228	11031900	Groats/Meal Of Cereals Other Than Wheat & Maize (Corn) Of Other Cereals	52.86	0.32	0.04
229	21069030	Betel Nut Products Known As "Supari"	6.32	0.3	0.04
230	4061010	Mozzarella Cheese	7.39	0.29	0.03
231	7081000	Peas (Pisum Sativum), Shelled/Unshelled, Fresh/Chilled	200.86	0.27	0.03
232	20081920	Other Roasted Nuts And Seeds Prepared/Preserved, Whether Or Not Containing Added Sugar Other Sweetening Matter Or Spirit, Not Elsewhere Specified Or Included	14.96	0.27	0.03
233	13023231	Guargum: Chemically treated	9.43	0.27	0.03
234	2068010	Edible Offal Of Sheep And Goat, Fresh/Chilled	8.24	0.26	0.03
235	4039090	Other Cold Milk, Cream, Curdled Milk, Kheer, Fermented Oracidified Milk Etc	15.48	0.27	0.03
236	19030000	Tapioca & Substitutes Therefor Prepared From Starch, In The Form Of Flakes/Grains, Pearls, Siftings Or In Similar Forms	21	0.26	0.03



237	16023200	Â Prepared /Preserved Meat, Meat Offal / Blood Of Fowls Of The Species Gallus Domesticus	4.44	0.26	0.03
238	17029040	Caramel	34.2	0.26	0.03
239	8041020	Dates Soft (Khayzur Or Wet Dates)	8.54	0.25	0.03
240	4062000	Grated/Powdered Cheese, Of All Kinds	6.39	0.25	0.03
241	8112090	Other Raspberries, Blackberries, Mulberries & Loganberries, Black, White Or Red Currants And Gooseberries Cooked / Uncooked	11.75	0.25	0.03
242	12023010	Ground-Nuts Hps Of Seed Quality In Shell Not Roasted Or Cooked	12.52	0.25	0.03
243	21042000	Homogenised Composite Food Preparation	5.96	0.25	0.03
244	8119090	Othr Fruits Andnuts W/N Cokd,Frzn Not Contng Suger	16.89	0.25	0.03
245	5040039	Guts Of Othr Animals For Natrl Food Casngs	17.88	0.24	0.03
246	19041020	Pawa, Mudi And The Like	18.43	0.23	0.03
247	7051100	Cabbage Lettuce (Head Lettuce), Fresh/Chilled	135.9	0.21	0.03
248	19042090	Other	2	0.21	0.03
249	8045025	Langda	17.53	0.2	0.02
250	20057000	Olives, Prepared/Preserved Otherwise Than By Vinegar/Acetic Acid, Not Frozen, Other Than Products Of Heading 2006	0.03	0.2	0.02
251	18061000	Cocoa Powder, Containing Added Sugar/Other Sweetening Matter	5.47	0.19	0.02
252	21050000	Ice Cream & Other Edible Ice, Whether Or Not Containing Cocoa	6.64	0.19	0.02
253	8134010	Tamarind, Dried	22.78	0.17	0.02
254	19022090	Other Stuffed Pasta Whether Or Not Cooked/Otherwise Prepared	13.78	0.18	0.02
255	8013100	Cashew Nuts Fresh/Dried In Shell	25.02	0.17	0.02
256	8109060	Litchi	14.96	0.18	0.02
257	16023900	Â Other Prepared Preserved Poultry Of Heading No. 0105	5.04	0.17	0.02
258	8045029	Other Mangoes	17.09	0.17	0.02
259	22085012	Geneva In Containers Holding 2 L Or Less	2.25	0.16	0.02
260	6031900	Other Fresh Cut Flowers And Flower Buds	8.71	0.17	0.02
261	10089090	Other (Other Cereal)	11.98	0.17	0.02
262	20021000	Tomatoes Whole Or In Pieces	0.8	0.15	0.02
263	10051000	Maize (Corn), Seed	76.34	0.16	0.02
264	17029030	Artificial Honey, Whether Or Not Mixed With Natural Honey	30.4	0.16	0.02
265	7133500	Cow peas (Vigna unguiculata)	10.31	0.16	0.02
266	8112010	Raspberries, Blackberries, Mulberries & Loganberries, Black, White Or Red Currants And Gooseberries Containg Added Sugar	3.82	0.16	0.02
267	11062090	Flour, Meal & Powder Of Other Roots And Tubers Of Heading 07.14	17.8	0.16	0.02
268	7082000	Beans (Vigna Spp., Phaseolus Spp.), Shelled/Unshelled, Fresh/Chilled	61.2	0.15	0.02
269	10011900	Other Durum Wheat Excl Seed	60.73	0.15	0.02
270	6022010	Edible Fruit Or Nut Trees, Grafted Or Not	15.51	0.14	0.02
271	21069080	Custard Powder	3.68	0.13	0.02
272	19019010	Other Malt Extracts	22.6	0.13	0.02
273	7099330	Bitter Gourd	96.11	0.12	0.01
274	22090010	Brewed Vinegar	2.92	0.13	0.02



275	17021190	Lactose And Lactose Syrup Containing 99% Or More Lactose Solid Form	5.46	0.13	0.02
276	7099340	Bottle Gourd	92.39	0.13	0.02
277	11029029	Other	24.2	0.12	0.02
278	20097900	Other Apple Juice Of Brix Value Exceeding 20	5.22	0.12	0.01
279	8109040	Custurd Apple (Ata)	57.74	0.12	0.01
280	7069030	Salad Beetroot Fresh Or Chilled	91.42	0.12	0.01
281	7099390	Other Gourds	54.18	0.13	0.02
282	21039020	Chilli Sauce	5.58	0.12	0.01
283	8103000	Black/White/Red Currants & Gooseberries, Fresh	66.39	0.12	0.01
284	7119090	Other Vegetables Provisionally Preserved	3.48	0.11	0.01
285	7011000	Potato Seeds, Fresh/Chilled	95.1	0.11	0.01
286	8109050	Bore	55.99	0.12	0.01
287	7115900	Other Mushrooms & Truffles Provisionally Preserved	3.84	0.11	0.01
288	17029010	Palmyra Sugar	17.57	0.11	0.01
289	7103000	Spinach, New Zealand Spinach & Orache Spinach (Garden Spinach), Frozen	15.38	0.11	0.01
290	8045028	Mallika	7.74	0.1	0.01
291	18069030	Spreads Containing Cocoa	0.65	0.1	0.01
292	4021090	Other Milk Powder, Granules And Other Sold Forms, Of A Fat Content, By Weight Not Exceeding 1.5%	0.12	0.1	0.01
293	8109020	Tamarind, Fresh	23.83	0.1	0.01
294	17019100	Refined Sugar Containing Added Flavouring Or Kg. Colouring Matter	12.71	0.09	0.01
295	8045040	Mango Pulp	4.33	0.09	0.01
296	20098910	Mango Juice	22.8	0.09	0.01
297	11041900	Rolled/Flaked Grains Of Cereals Other Than Oats	30	0.09	0.01
298	20055900	Others Beans (Excl. Vigna Spp., Phaseolus Spp.), Shelled, Prepared/Preserved Otherwise Than By Vinegar/Acetic Acid, Not Frozen, Other Than Products Of Heading 2006	8.42	0.08	0.01
299	4061090	Other	2.01	0.08	0.01
300	7061000	Carrots & Turnips, Fresh/Chilled	41.67	0.08	0.01
301	11029021	Brown Rice Flour	7.98	0.07	0.01
302	8045030	Mangoes, Sliced Dried	9.63	0.07	0.01
303	22083099	Other Whiskey In Containers Holding More Than 2 Ltr	0.7	0.07	0.01
304	11032000	Pellets of Cereals	12.24	0.06	0.01
305	7069090	Other Roots Fresh Or Chilled	44.43	0.06	0.01
306	8135020	Mixtures Of Dried Fruits	1.48	0.06	0.01
307	7093000	Aubergines (Egg-Plants), Fresh/Chilled	56.32	0.06	0.01
308	8105000	Kiwi Fruits Fresh / Dried	2.7	0.05	0.01
309	14049040	Betel Leaves	1.79	0.06	0.01
310	7119020	Assorted Canned Vegetables	0	0.05	0.01
311	19021100	Uncooked Pasta, Not Stuffed/Otherwise Prepared, Containing Eggs	3.42	0.05	0.01
312	4011000	Milk And Cream Of A Fat Content, By Weight, Not Exceeding 1% .	5.31	0.05	0.01
313	6029010	Mushroom Spawn	4.69	0.05	0.01
314	10082920	Millet (Bajra) Other Than Seed	24.78	0.05	0.01
315	7032000	Garlics, Fresh/Chilled	9.62	0.05	0.01
316	7149090	Other Edible Roots And Tubers With High Starch	0.56	0.05	0.01
317	8092900	Other Cherries	20	0.04	0



318	8111020	Strawberries, Uncooked/Cooked By Steaming/Boiling In Water, Frozen, Not Containing Added Sugar Or Other Sweetening Matter	1.19	0.04	0
319	22029100	Non alcoholic beer	4.12	0.04	0
320	8041090	Other Dates	29.83	0.04	0
321	8045021	Alphonso (Hapus)	12	0.04	0.01
322	7129020	Dehydrated Garlic Powder	5.07	0.04	0.01
323	8042090	Other Figs Excl dng Frsh	9.18	0.04	0
324	7070000	Cucumbers & Gherkins, Fresh/Chilled	26.05	0.04	0
325	22090090	Other Vinegar And Substitues	4.13	0.04	0.01
326	4022920	Other Milk For Babies	1.42	0.03	0
327	7102900	Other Leguminous Vegetables Shelled/Unshelled, Not Frozen	0.82	0.03	0
328	8121000	Cherries Provsnlly Prsvd	0	0.04	0
329	17021990	Lactose And Lactose Syrup Other Than Containing 99% Or More Lactose Solid Form	2	0.04	0
330	4021020	Milk Food For Babies In Powder, Granules And Other Sold Forms, Of A Fat Content, By Weight Not Exceeding 1.5%	0.88	0.03	0
331	22019090	Other Water (Including Natural Waters)	10.76	0.03	0
332	4029920	Other Condensed Milk Containing Added Sugar Or Other Sweetening Matter	1.04	0.03	0
333	10082170	Kodo (Paspalum scrobiculatum (L.))	2.1	0.04	0
334	2011000	Carcasses And Half Carcasses Of Meat Of Bovine Animals, Fresh And Chilled	0.9	0.03	0
335	11090000	Wheat Gluten, Whether Or Not Dried	1.53	0.04	0
336	6012010	Bulbs Horticultural	1.54	0.03	0
337	8044000	Avocados, Fresh/Dried	1.04	0.02	0
338	20079930	Jams Jellies Mrmls Etc. Of Pineapple	0	0.02	0
339	8013290	Other Cashew kernel	3.17	0.03	0
340	7102200	Beans (Vigna Spp., Phaseolus Spp.), Shelled/Unshelled,Frozen	4.08	0.03	0
341	8119010	Othr Fruts And Nuts W/N Cokd,Frzn Cntng Suger	0.07	0.03	0
342	8023100	Walnuts, In Shell	0.24	0.02	0
343	23024000	BRAN SHARPSANDOTHR RESIDUES OF OTHR CEREALS	21	0.02	0
344	10082160	Foxtail (Setaria italica (L.))	2.1	0.03	0
345	8052100	Mandarins (including tangerines and satsumas)	10.5	0.02	0
346	11063030	Flour Of Mango	2.14	0.02	0
347	10082199	Other	3.4	0.03	0
348	6031200	Fresh Cut Flowers And Flower Buds For Bouquets Or For Ornamental Purpose : Carnations	0.07	0.02	0
349	11031120	Meal Of Wheat	4.64	0.03	0
350	8041030	Dates Hard (Chhohara Or Kharek)	0.56	0.03	0
351	10082140	Barnyard (Echinochloa esculenta (L.))	1.6	0.02	0
352	8111090	Other Strawberries Whether Or Not Cooked Or Uncooked, Frozen	0.9	0.02	0
353	20051000	Homogenised Vegetables, Prepared/Preserved Otherwise Than By Vinegar/Acetic Acid, Not Frozen, Other Than Products Of Heading 2006	2.22	0.03	0
354	20088000	Strawberries, Prepared/Preserved, Whether Or Not Containing Added Sugar Other Sweetening Matter Or Spirit, Not Elsewhere Specified Or Included	0.8	0.03	0
355	20089912	Lemon Squash	0.96	0.03	0
356	20011000	Cucumbers & Gherkins, Prepared/Preserved By Vinegar/Acetic Acid	0.6	0.02	0



357	6049000	Other (Excl Fresh) Foliage, Branches And Plants, Without Flowers Buds And Grasses, Mossesandlichens	1.62	0.02	0
358	12099990	Other Fruit Seeds	0.18	0.02	0
359	20089914	Pineapple Squash	1	0.02	0
360	20089300	Cranberries (Vaccinium Macrocarpon,Vaccinium Oxycoccus Vaccinium Vitis-Idaea)	0.31	0.02	0
361	10082180	"Little (Panicum sumatrense (L.)) Other :"	1.1	0.01	0
362	12023090	Other Ground-Nuts Of Seed Quality	0.65	0.02	0
363	10021000	Rye Of Seed Quality	0.02	0.01	0
364	12024220	Shelled Groundnuts Kernel, Others	1.5	0.02	0
365	8111010	Strawberries, Uncooked/Cooked By Steaming/Boiling In Water, Frozen, Containing Added Sugar Or Other Sweetening Matter	0.81	0.02	0
366	4039010	Butter Milk	2.19	0.01	0
367	11062010	Flour, Meal & Powder Of Sago	0.92	0.01	0
368	8109030	Sapota (Chico) Fresh	4.22	0.02	0
369	7095900	Other Truffles Fresh Or Chilled	4.48	0.02	0
370	8135010	Mixtures Of Nuts	0.16	0.01	0
371	8059000	Other Citrus Fruit Fresh/Dried	3.18	0.02	0
372	19051000	Crispbread	0	0.01	0
373	22011010	Mineral Waters	0.1	0.01	0
374	8102000	Raspberries, Blackberries, Mulberries & Loganberries, Fresh	0.17	0	0
375	7144000	Taro (Colocasia Spp.)	0.93	0.01	0
376	18040000	Cocoa Butter, Fat & Oil	0.07	0.01	0
377	10082930	Millet (Ragi) Other Than Seed	1.3	0.01	0
378	20081930	Other Nuts And, Otherwise Prepared/Preserved, Whether Or Not Containing Added Sugar Other Sweetening Matter Or Spirit, Not Elsewhere Specified Or Included	0.53	0.01	0
379	10031000	Barley Of Seed Quality	0.65	0.01	0
380	8083000	Pears, Fresh	0.61	0.01	0
381	20039090	Other Mushrooms Or Truffles Prepd./ Presvd.	0.11	0	0
382	7099350	Snake Gourd	1.79	0.01	0
383	20079940	Jams Jellies Mrmls Etc. Of Apple	0.48	0.01	0
384	20093900	À Other Single Citrus Fruit Juice Value Exceeding 20	0.24	0	0
385	8101000	Strawberries, Fresh	4.18	0.01	0
386	20091900	Other Orange Juice, Not Frozen / Excluding Frozen	0.24	0	0
387	7123900	À Others (E.G.Truffles Etc.)Dried.	0.54	0.01	0
388	7114000	Cucumbers & Gherkins, Provisionally Preserved	5.95	0	0
389	10079000	Grain Sorghum Other Than Seed	0.07	0.01	0
390	22021020	Lemonade	0.73	0.01	0
391	8134020	Singoda Whole (Water Nuts)	2.46	0.01	0
392	8094000	Plums & Sloes, Fresh	0.06	0.01	0
393	20059100	Bamboo Shoots	0.14	0.01	0
394	8129010	Mango Slices In Brine	0	0.01	0
395	20082000	Pineapples , Prepared/Preserved, Whether Or Not Containing Added Sugar Other Sweetening Matter Or Spirit, Not Elsewhere Specified Or Included	0.07	0.01	0



396	20081910	Cashew Nuts Roasted, Salted Or Roasted And Salted (Including Mixtures) (Excluding Ground-Nuts), Prepared/Preserved, Whether Or Not Containing Added Sugar Other Sweetening Matter Or Spirit, Not Elsewhere Specified Or Included	0.03	0	0
397	10082999	Other	0.8	0.01	0
398	11043000	Germ Of Cereals Whole, Rolled, Falked Or Ground	2.2	0.01	0
399	4029110	Condensed MilkÂ	0.55	0.01	0
400	8031090	Other Plantain	11	0.01	0
401	10082120	Millet (Bajra) Of Seed Quality	2.6	0.01	0
402	11029022	White Rice Flour	0.78	0.01	0
403	20089100	Palm Hearts Prpd/Prsvd	0.45	0.01	0
404	11081910	Sago Starch	0.24	0	0
405	17029020	Chemically Pure Maltose	0	0	0
406	8071990	Other Melons	1.5	0	0
407	20098100	Cranberry (Vaccinium Macrocarpon, Vaccinium Oxycoccus Vaccinium Vitis-Idaea) Juice	0	0	0
408	10064000	Broken Rice	0.54	0	0
409	6031400	Fresh Cut Flowers And Flower Buds For Bouquets Or For Ornamental Purpose : Chrysanthemums	0.01	0	0
410	20089913	Orange Squash	0.14	0	0
411	7092000	Asparagus, Fresh/Chilled	0.3	0	0
412	11081990	Other Starch	0.15	0	0
413	11063010	Flour, Meal & Powder Of Tamarind Of Ch.8	0.5	0	0
414	7069020	Other Radish, Fresh/Chilled	0.01	0	0
415	35021900	Other (Egg Albumin)	0.01	0	0
416	20079920	Jams Jellies Mrmls Etc. Of Guava	0.11	0	0
417	2075500	Other Meat & Edible Offals Of Geese, Frozen	0.2	0	0
418	19041030	Bulgur Wheat	0.04	0	0
419	10082910	Millet (Jawar) Other Than Seed	0.3	0	0
420	11029010	Rye Flour	0.2	0	0
421	18032000	Cocoa Paste, Wholly/Partly Defatted	0.13	0	0
422	11081100	Wheat Starch	0.04	0	0
423	6029090	Â Other Live Plants	0.08	0	0
424	22071019	Other Rectified Spirit	0.02	0	0
425	8140000	Peel Of Citrus Fruit/Melons, Including Watermelons, Fresh/Frozen/Dried/Provisionally Preserved In Brine, In Sulpher Water Or In Other Preservative Solutions	0.09	0	0
426	10029000	Rye Other	0.04	0	0
427	11042300	Other Worked Grains Of Oats For Example (Hulled / Pearled / Sliced / Kibbled) Of Maize (Corn)	0.18	0	0
428	20058000	Sweet Corn (Zea Mays Var. Saccharata), Prepared/Preserved Otherwise Than By Vinegar/Acetic Acid, Not Frozen, Other Than Products Of Heading 2006	0	0	0
429	20083090	Other Fruits, Prepared/Preserved, Whether Or Not Containing Added Sugar Other Sweetening Matter Or Spirit, Not Elsewhere Specified Or Included	0.23	0	0
430	10049000	Oats Other	0.11	0	0
431	22090020	Synthetic Vinegar	0.28	0	0
432	8041010	Dates, Fresh/Dried (Excluding Wet Dates)	0.11	0	0
433	35029000	Â Other Albuminates & Other Albumin Drvtvs	0	0	0
434	20093100	Â Other Single Citrus Fruit Juice Value Not Exc.20	0.1	0	0



435	21021010	Active Culture Yeasts	0.01	0	0
436	9103010	Fresh Turmeric	1.42	0	0
437	11031110	Groats Of Wheat	0.23	0	0
438	7119010	Green Pepper In Brine	0.75	0	0
439	21069070	Churna For Pan	0.01	0	0
440	11051000	Flour, Meal & Powder Of Potatoes	0.5	0	0
441	17021910	Lactose And Lactose Syrup Other Than Containing 99% Or More Lactose Solid Form	0.1	0	0
442	8042010	Figs, Fresh/Dried	0.03	0	0
443	7041000	Cauliflowers & Headed Broccoli, Fresh/Chilled	0.33	0	0
444	8131000	Apricots, Dried	0	0	0
445	8023200	Walnuts, Shelled	0.03	0	0
446	17026090	Other Fructose And Fructose Syrup, Containing In The Dry State More Than 50% By Weight Of Fructose, Others	0.3	0	0
Total			1,442,671.25	22,528.37	2,717.39

Source: <https://agriexchange.apeda.gov.in/>



Directorate of Agricultural Marketing & Agriculture Foreign Trade, Uttar Pradesh
 4th Floor, Kisan Mandi Bhawan, Vibhuti Khand, Gomti Nagar, Lucknow-226010 (India)
 E-mail: agmdexport@gmail.com; Website : www.upkrishivipran.in; Contact +91 522 2720326